



### District Report Card: 2017


<b>State:</b> West Bengal	<b>District:</b> Uttar Dinajpur
<b>Class:</b> 8	<b>Subject:</b> Mathematics
<b>Schools:</b> 51	<b>Students:</b> 973


### Participation/Coverage


#### Students

 GENDER	Boys		Girls	
	Number	%	Number	%
	325	33.40	648	66.60

 AREA	Rural		Urban	
	Number	%	Number	%
	909	93.42	64	6.58

 CATEGORY	SC		ST		OBC		GEN	
	Number	%	Number	%	Number	%	Number	%
	407	41.83	40	4.11	182	18.71	344	35.35

 CWSN	LD	VI	HI	S&LD	ID	Oth
	3	0	0	2	0	7

 Management	Government		Government-aided	
	Number	%	Number	%
	318	32.68	655	67.32

### Average Performance of Students in Mathematics (%)

Overall	Gender		Area		Management		Social Group			
	Male	Female	Rural	Urban	Govt.	Aided	SC	ST	OBC	GEN
29.98	29.07	30.44	30.01	29.58	28.70	30.61	31.73	29.33	24.36	30.97

## Performance on Learning Outcomes (LOs)

Learning Outcomes	Description	Average Performance(%)
M601	Solves problems involving large numbers by applying appropriate operations	29.82
M606	Solves problems on daily life situations involving addition and subtraction of fractions / decimals	31.03
M620	Finds out the perimeter and area of rectangular objects in the surroundings like floor of the class room, surfaces of a chalk box etc.	29.88
M621	Arranges given/collected information in the form of table, pictograph and bar graph and interprets them	28.40
M702	Interprets the division and multiplication of fractions	28.57
M705	Solves problems related to daily life situations involving rational numbers	29.29
M706	Uses exponential form of numbers to simplify problems involving multiplication and division of large numbers	29.17
M707	Adds/subtracts algebraic expressions	40.08
M710	Solves problems related to conversion of percentage to fraction and decimal and vice versa	31.46
M717	Finds out approximate area of closed shapes by using unit square grid/graph sheet	20.69
M719	Finds various representative values for simple data from her/his daily life contexts like mean, median and mode	38.20
M721	Interprets data using bar graph	37.92
M801	Generalizes properties of addition, subtraction, multiplication and division of rational numbers through patterns	21.88
M802	Finds rational numbers between two given rational numbers	32.71
M803	Proves divisibility rules of 2, 3, 4, 5, 6, 9 and 11	25.96
M804	Finds squares, cubes, square roots and cube roots of numbers using different methods	24.58
M808	Uses various algebraic identities in solving problems of daily life	35.42
M812	Verifies properties of parallelogram and establishes the relationship between them through reasoning	20.46
M818	Finds surface area and volume of cuboidal and cylindrical object	28.75
M819	Draws and interprets bar charts and pie charts	30.22

Range of Performance of Students who Answered Correctly							
Below 30%		30% - 50%		50% - 75%		Above 75%	
Number	%	Number	%	Number	%	Number	%
555	57.04	283	29.09	102	10.48	33	3.39

## Lowest Performing Learning Outcomes (LOs)

- 1 - Verifies properties of parallelogram and establishes the relationship between them through reasoning (20.46)
- 2 - Finds out approximate area of closed shapes by using unit square grid/graph sheet (20.69)
- 3 - Generalizes properties of addition, subtraction, multiplication and division of rational numbers through patterns (21.88)

4 - Finds squares, cubes, square roots and cube roots of numbers using different methods (24.58)

5 - Proves divisibility rules of 2, 3, 4, 5, 6, 9 and 11 (25.96)